



Floor Plans & Specs

plan to be impressed.



OUR FACILITY

Niagara Falls Convention Centre

State-of-the-Art Design

The design of our world-class venue comes from a desire to meet and exceed contemporary standards. As a LEED (Leadership in Energy and Environmental Design) Silver certified building, Niagara Falls Convention Centre (NFCC) was constructed in a very sustainable manner, making use of both local and recycled construction materials as a way to contribute to the regional economy and reduce the air pollution associated with transportation. Furthermore, its architectural layout was conceived to maximize the rewards of natural light, and this has been achieved by erecting walls with extensive floor-to-ceiling windows. All visible features in our facility, from the lighting fixtures to the interior furnishings, have been inspired by the destination and are meant to encourage connectedness with the surrounding environment.

Sustainable Practices

Even prior to its construction, NFCC was always intended to be a building that would operate efficiently and sustainably. In order to succeed in being environmentally friendly, our facility has been equipped with advanced technical systems which allow for high performance in water and energy use, waste handling, as well as overall environmental management. Moreover, policies and practices have been put in place to reduce energy consumption, create year-round water savings, and avoid unnecessary waste production.

Rooms & Spaces

The open and flexible spaces of our 200,000 sq. ft. facility have been designed to accommodate the unique needs of you and your event. No matter the kind of event you are planning—whether a convention, trade show, conference, meeting, gala, or reception—it's sure to be the perfect fit for Niagara Falls Convention Centre.










For more information,
visit fallsconventions.com




plan to be impressed.



Floorplan Legend

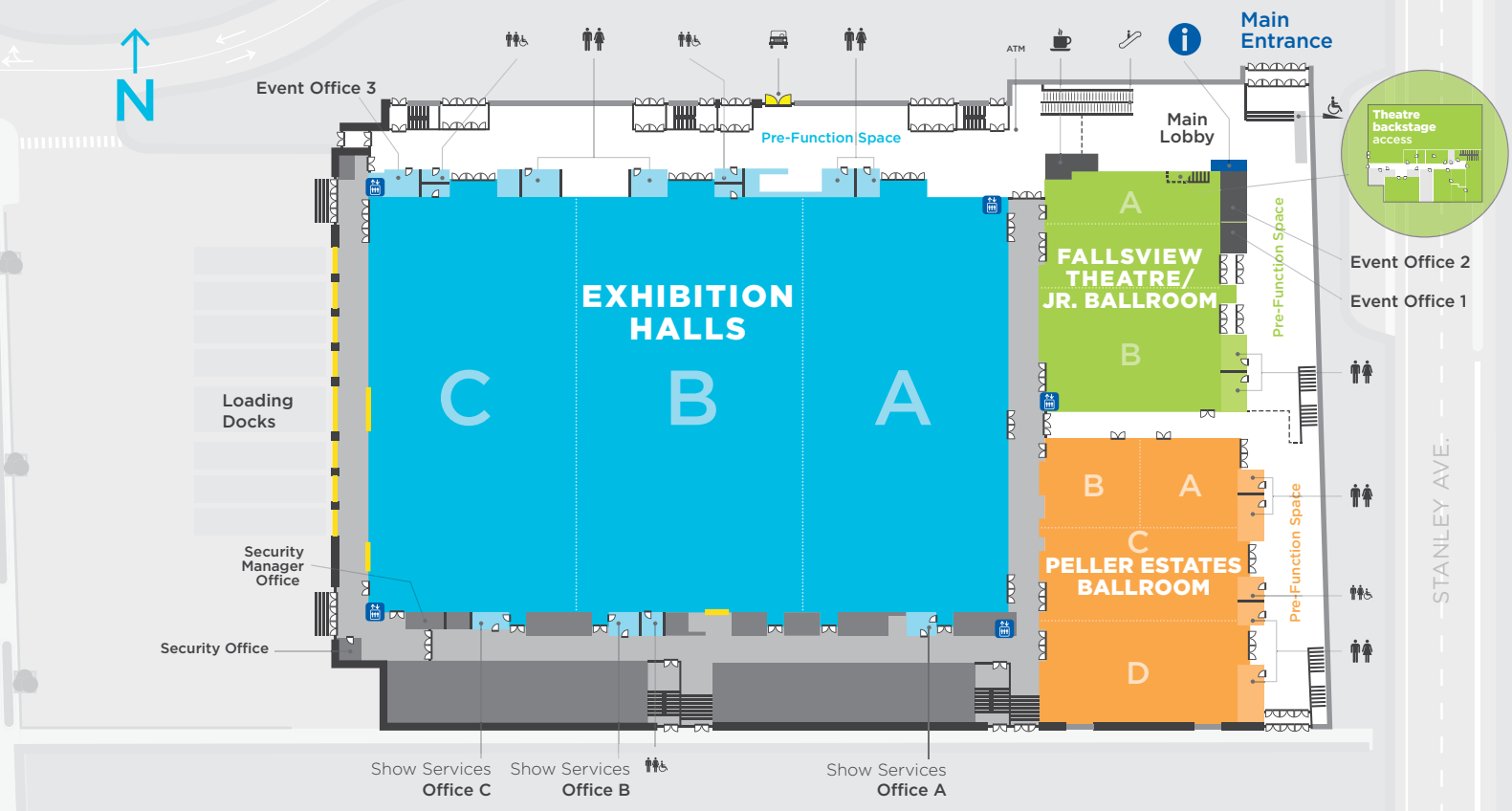
-  Information/Box Office
-  Escalator
-  Café
-  Accessible Restroom
-  Restrooms
-  Elevator
-  Ramp
-  A/V Control Room
-  Oversized Access Door



plan to be impressed.

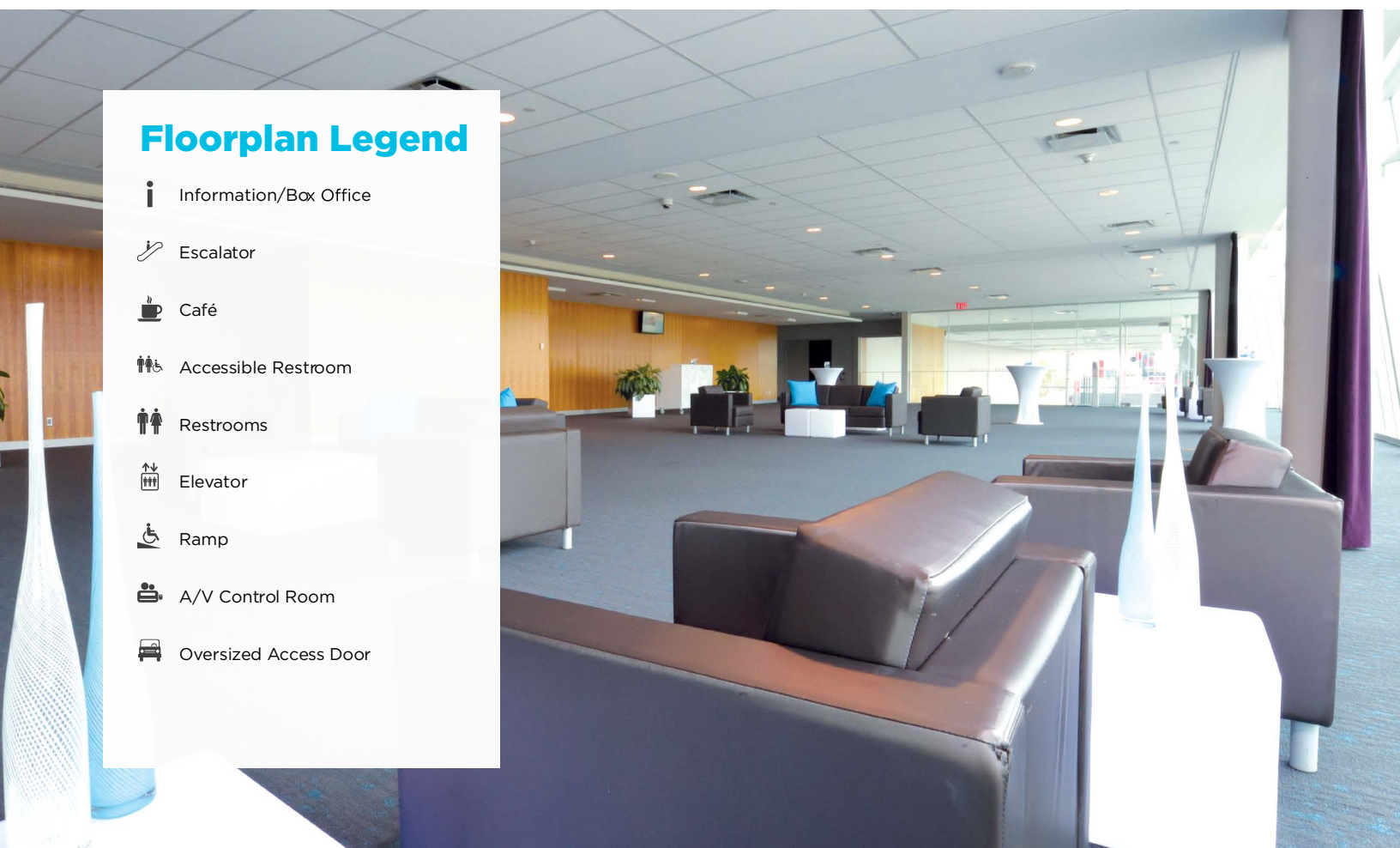
Main level

Main level












| | AREA FT ² | AREA M ² | DIMENSIONS FT | CEILING HEIGHT FT | BANQUET 66" OF 10" | RECEPTION* | THEATRE* | CLASSROOM* | BOOTHS 10 x 10 | BOOTHS 8 x 10 |
|---|-------------------------|------------------------|------------------|----------------------|-----------------------|------------|----------|------------|-------------------|------------------|
| EXHIBITION HALLS - Retractable walls allow the 82,000 square foot exhibit space to be configured to the perfect size. | | | | | | | | | | |
| Halls A+B+C | 81,140 | 7,538 | 354 x 226 | 30' | 4,760 | 7,000 | 6,400 | 3,804 | 415 | 530 |
| Hall A | 26,975 | 2,506 | 118 x 226 | 30' | 1,520 | 2,333 | 2,142 | 1,440 | 147 | 174 |
| Hall B | 27,050 | 2,513 | 118 x 226 | 30' | 1,530 | 2,000 | 2,142 | 1,440 | 150 | 176 |
| Hall C | 26,975 | 2,506 | 118 x 227 | 30' | 1,520 | 2,333 | 2,142 | 1,440 | 149 | 176 |
| Pre-Function | 11,190 | 1,309 | 363 x 38 | 14' | -- | -- | -- | -- | -- | -- |
| PELLER ESTATES BALLROOM - The 17,000 square foot Ballroom can be configured in multiple ways, creating the perfect space for banquets, receptions and galas. | | | | | | | | | | |
| Ballrooms A+B+C+D | 16,955 | 1,575 | 108 x 156 | 23'9" | 1,080 | 2,100 | 1,722 | 900 | 84 | 92 |
| Ballrooms A+B+C | 11,240 | 1,044 | 108 x 104 | 23'9" | 700 | 1,400 | 1,027 | 572 | 57 | 67 |
| Ballrooms A+B | 5,500 | 511 | 108 x 52 | 23'9" | 320 | 700 | 555 | 339 | 32 | 31 |
| Ballrooms C+D | 11,375 | 1,057 | 108 x 104 | 23'9" | 710 | 1,400 | 1,132 | 587 | 58 | 73 |
| Ballroom A | 2,750 | 256 | 54 x 52 | 23'9" | 140 | 350 | 222 | 154 | 15 | 21 |
| Ballroom B | 2,750 | 256 | 54 x 52 | 23'9" | 140 | 350 | 240 | 168 | 15 | 20 |
| Ballroom C | 5,740 | 533 | 108 x 52 | 23'9" | 300 | 700 | 635 | 325 | 36 | 44 |
| Ballroom D | 5,635 | 524 | 108 x 52 | 23'9" | 310 | 700 | 631 | 355 | 34 | 33 |
| Pre-Function | 4,498 | 418 | 173 x 26 | 14' | -- | -- | -- | -- | -- | -- |
| FALLSVIEW THEATRE/JR. BALLROOM - The Fallsview Theatre is equipped with 978 tiered soft seats, which can be fully retracted to create a Junior Ballroom. | | | | | | | | | | |
| Theatre Seating | 11,136 | 1,035 | 96 x 116 | 31'3" (on stage) | -- | -- | 978** | -- | -- | -- |
| Jr. Ballroom A+B | 11,136 | 1,035 | 96 x 116 | 31'3" (on stage) | 600 | 1,028 | 1,028 | 571 | 43 | 55 |
| Jr. Ballroom A | 4,992 | 464 | 96 x 52 | 28'3" | 200 | 300 | 261 | 220 | 16 | 20 |
| Jr. Ballroom B | 6,144 | 571 | 96 x 64 | 28'3" | 320 | 443 | 595 | 397 | 29 | 39 |
| Pre-Function | 4,585 | 426 | 131 x 35 | 28'6" | -- | -- | -- | -- | -- | -- |

* Information listed are maximum 'guest capacities' and may change based on staging, AV equipment, and F&B stations.



Floorplan Legend

-  Information/Box Office
-  Escalator
-  Café
-  Accessible Restroom
-  Restrooms
-  Elevator
-  Ramp
-  A/V Control Room
-  Oversized Access Door

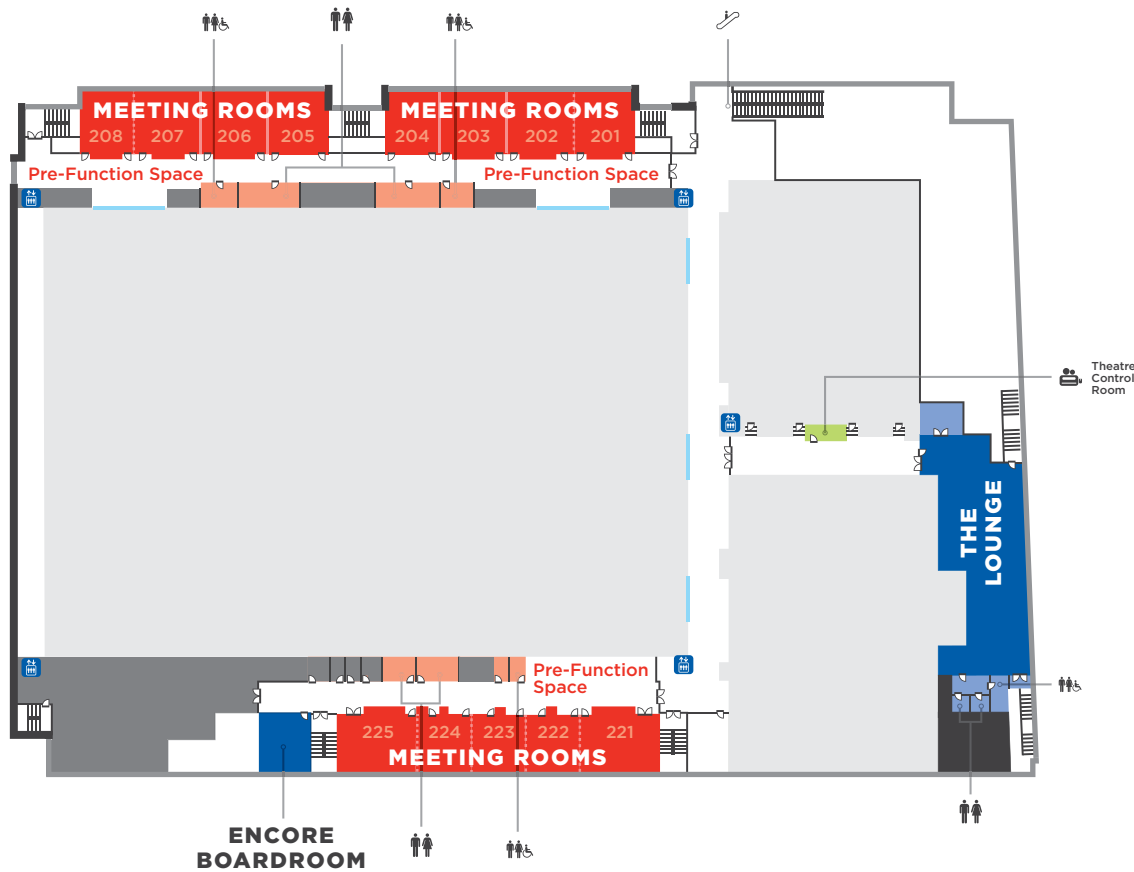
plan to be impressed.

Second level

Second level

Legend

- Information/Box Office
- Escalator
- Café
- Accessible Restroom
- Restrooms
- Elevator
- Ramp
- Oversized Access Door



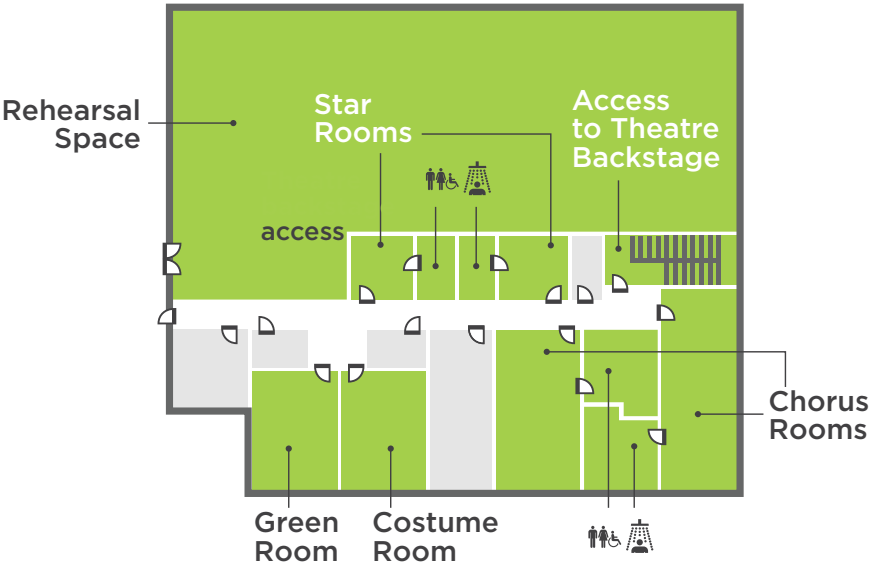
| | AREA FT ² | AREA M ² | DIMENSIONS FT | CEILING HEIGHT FT | BANQUET 66" OF 10* | RECEPTION* | THEATRE* | CLASSROOM* | U-SHAPE |
|--|---|------------------------|------------------|----------------------|-----------------------|------------|----------|------------|---------|
| THE LOUNGE - Featuring picturesque floor-to-ceiling windows, The Lounge provides an ideal space for your intimate receptions or private meetings. | | | | | | | | | |
| The Lounge | 4,974 | 462 | 46 x 107 | 9'9" | 330 | 380 | 476 | 344 | 64 |
| MEETING ROOMS - Fully configurable meeting rooms with panoramic windows provide incredible views of the cityscape of Niagara Falls. | | | | | | | | | |
| Rooms 201+202 | 2,170 | 202 | 62 x 35 | 11'9" | 150 | 180 | 224 | 137 | 59 |
| Room 201 | 980 | 91 | 28 x 35 | 11'9" | 50 | 90 | 98 | 66 | 27 |
| Room 202 | 1,155 | 107 | 33 x 35 | 11'9" | 60 | 90 | 119 | 73 | 33 |
| Room 203 | 1,155 | 107 | 33 x 35 | 11'9" | 60 | 90 | 126 | 73 | 31 |
| Room 204 | 1,120 | 104 | 32 x 35 | 11'9" | 60 | 90 | 126 | 73 | 31 |
| Room 205 | 1,120 | 104 | 32 x 35 | 11'9" | 60 | 90 | 126 | 73 | 31 |
| Room 206 | 1,155 | 107 | 33 x 35 | 11'9" | 60 | 90 | 126 | 73 | 31 |
| Room 207+208 | 2,170 | 202 | 62 x 35 | 11'9" | 150 | 180 | 224 | 137 | 59 |
| Room 207 | 1,155 | 107 | 33 x 35 | 11'9" | 60 | 90 | 119 | 73 | 33 |
| Room 208 | 980 | 91 | 28 x 35 | 11'9" | 50 | 90 | 98 | 66 | 27 |
| 201-202 Pre-Function | 585 | 54 | 15 x 39 | 9' | -- | -- | -- | -- | -- |
| 207-208 Pre-Function | 585 | 54 | 15 x 39 | 9' | -- | -- | -- | -- | -- |
| Rooms 221-225 | Fully equipped with air walls to be combined in any configuration. Please speak to an account director for details. | | | | | | | | |
| Room 221 | 1,540 | 143 | 33 x 44 | 11'9" | 100 | 142 | 166 | 96 | 32 |
| Room 222 | 957 | 89 | 33 x 29 | 11'9" | 60 | 90 | 98 | 60 | 30 |
| Room 223 | 957 | 89 | 33 x 29 | 11'9" | 60 | 90 | 98 | 60 | 30 |
| Room 224 | 957 | 89 | 33 x 29 | 11'9" | 60 | 90 | 98 | 60 | 30 |
| Room 225 | 1,540 | 143 | 33 x 44 | 11'9" | 100 | 142 | 166 | 96 | 32 |
| 221-225 Pre-Function | 1,775 | 165 | 23 x 74 | 9 | -- | -- | -- | -- | -- |

*Information listed are maximum 'guest capacities' and may change based on staging, AV equipment, and F&B stations.



Lower level

Theatre Backstage



Parking

Niagara Falls Convention Centre offers you and your guests over **800 parking spaces**. Parking is conveniently located at the back of our building and can be easily accessed from intersections at Stanley Avenue and Dunn Street.

- A1** 24 parking spaces
17 accessible spaces
3 motorcycle spaces
- A2** 30 parking spaces
2 accessible spaces
3 motorcycle spaces
11 bus spaces
- A-F** 570 spaces
- West** 71 spaces
- East** 62 spaces
- South** 41 spaces

