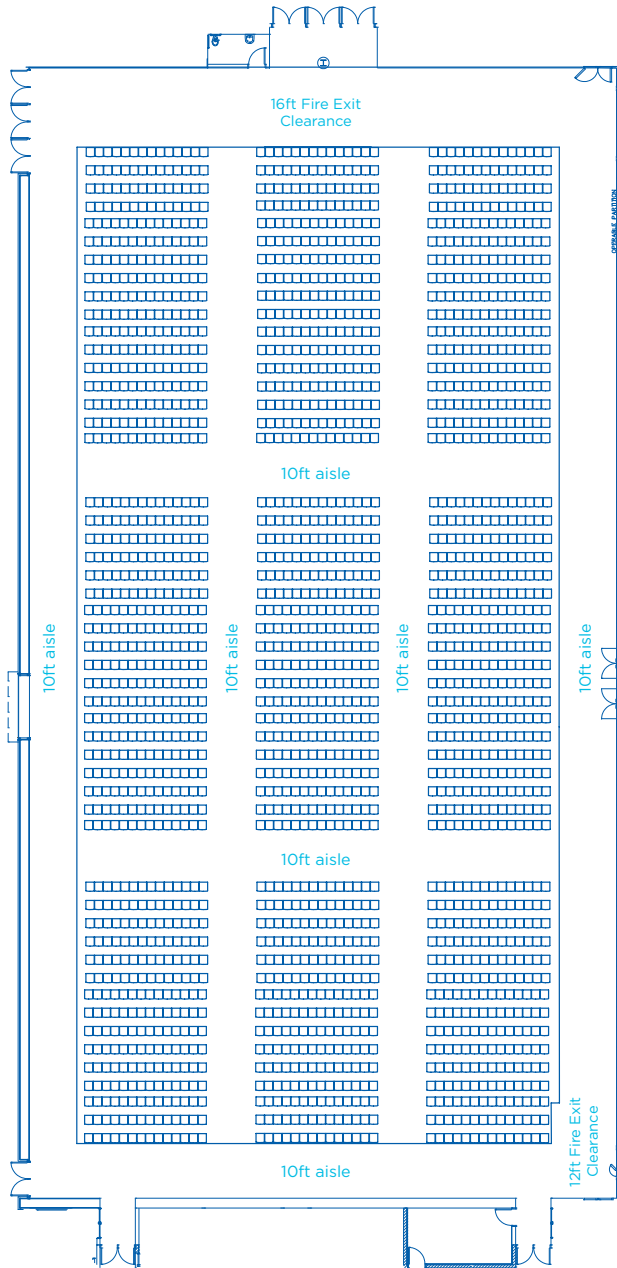


# EXHIBIT HALL C

Max Theatre Style - 2142 people



AREA FT <sup>2</sup>	AREA M <sup>2</sup>	DIMENSIONS FT	CEILING HEIGHT FT	BANQUET 66" OF 10*	RECEPTION*	THEATRE*	CLASSROOM*	BOOTHS 10 x 10*	BOOTHS 8 x 10*
26,975	2,506	118 x 227	30'	1,520	2,333	2,142	1,440	149	176


\*Information listed are maximum 'guest capacities' and may change based on staging, AV equipment, and F&B stations.

**plan to be impressed.**

Click [here](#) to view all floorplans

# EXHIBIT HALL C

Max Classroom Style - 1440 people



AREA FT <sup>2</sup>	AREA M <sup>2</sup>	DIMENSIONS FT	CEILING HEIGHT FT	BANQUET 66" OF 10*	RECEPTION*	THEATRE*	CLASSROOM*	BOOTHS 10 x 10*	BOOTHS 8 x 10*
26,975	2,506	118 x 227	30'	1,520	2,333	2,142	1,440	149	176

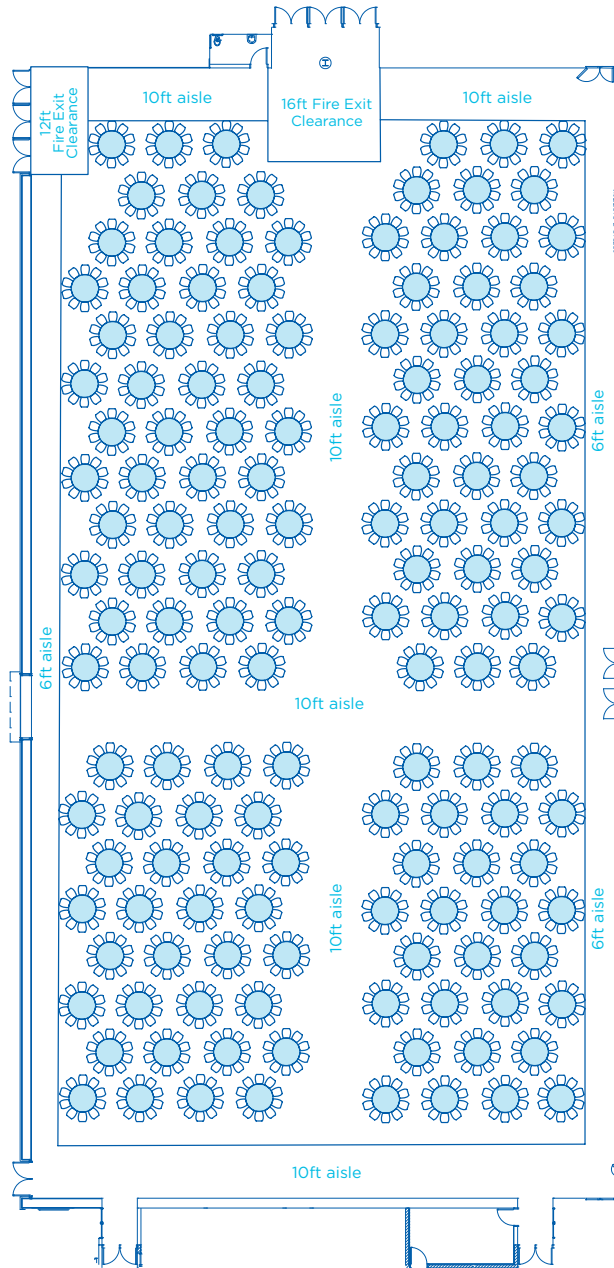
\*Information listed are maximum 'guest capacities' and may change based on staging, AV equipment, and F&B stations.

**plan to be impressed.**

Click [here](#) to view all floorplans

# EXHIBIT HALL C

Max 66" Rounds of 10 - 1520 people



AREA FT <sup>2</sup>	AREA M <sup>2</sup>	DIMENSIONS FT	CEILING HEIGHT FT	BANQUET 66" OF 10*	RECEPTION*	THEATRE*	CLASSROOM*	BOOTHS 10 x 10*	BOOTHS 8 x 10*
26,975	2,506	118 x 227	30'	1,520	2,333	2,142	1,440	149	176

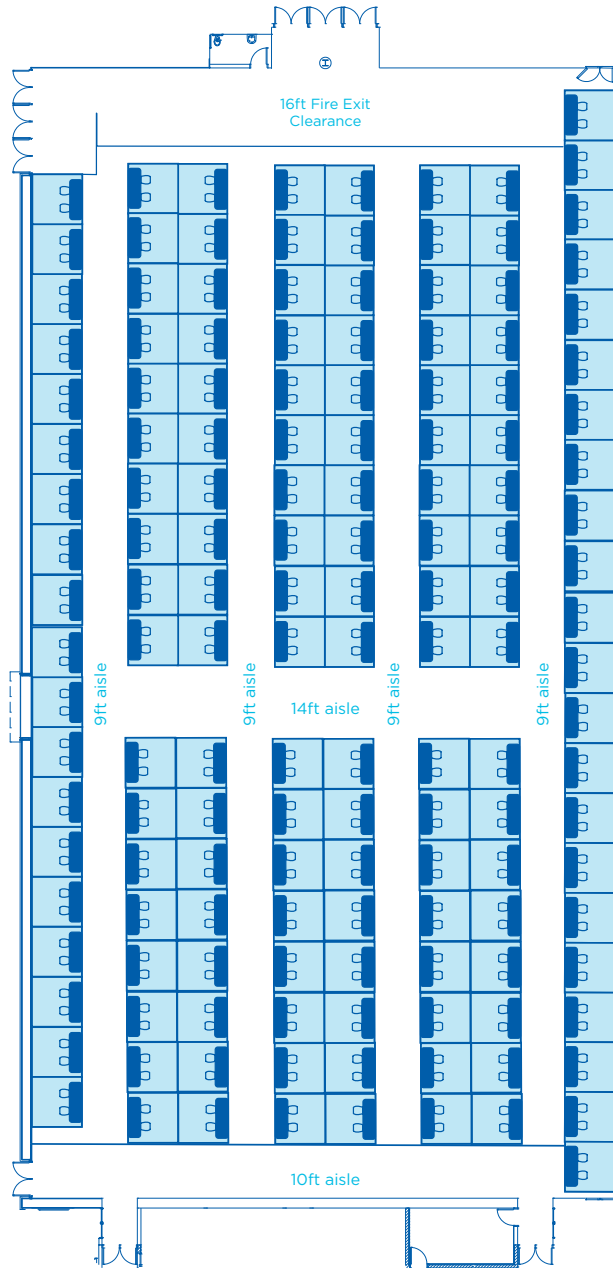
\*Information listed are maximum 'guest capacities' and may change based on staging, AV equipment, and F&B stations.

**plan to be impressed.**

Click [here](#) to view all floorplans

# EXHIBIT HALL C

Max 10x10 Booths - 149 booths



AREA FT <sup>2</sup>	AREA M <sup>2</sup>	DIMENSIONS FT	CEILING HEIGHT FT	BANQUET 66" OF 10*	RECEPTION*	THEATRE*	CLASSROOM*	BOOTHS 10 x 10*	BOOTHS 8 x 10*
26,975	2,506	118 x 227	30'	1,520	2,333	2,142	1,440	149	176

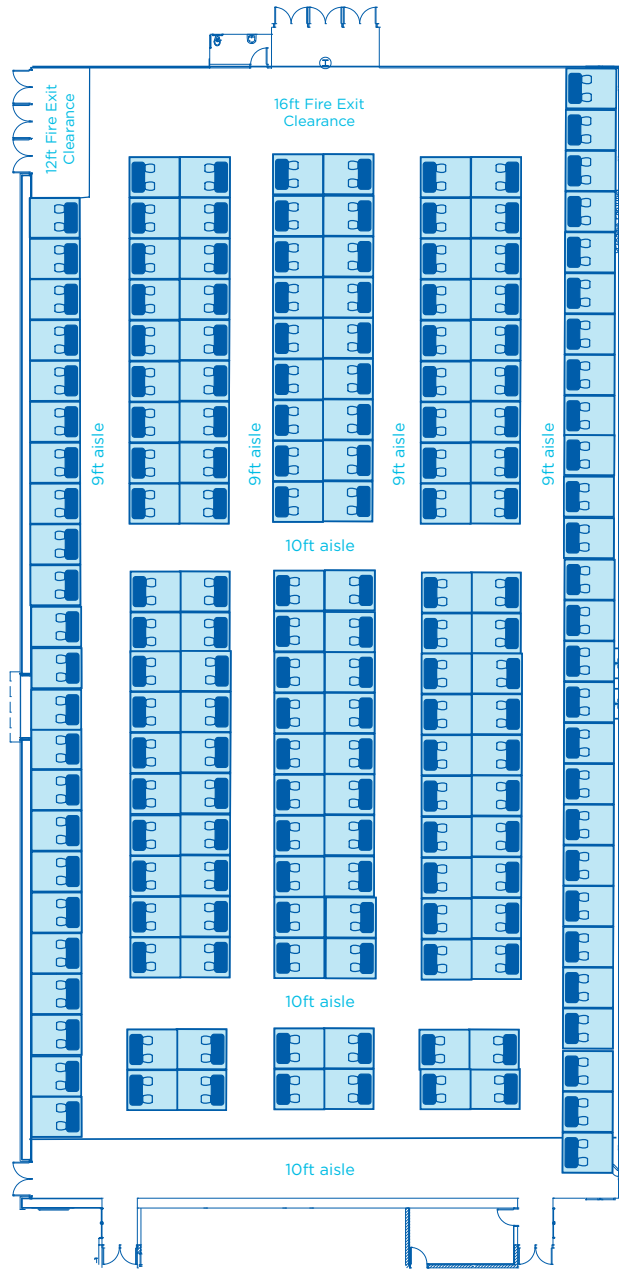
\*Information listed are maximum 'guest capacities' and may change based on staging, AV equipment, and F&B stations.

**plan to be impressed.**

Click [here](#) to view all floorplans

# EXHIBIT HALL C

Max 8x10 Booths - 176 booths



AREA FT <sup>2</sup>	AREA M <sup>2</sup>	DIMENSIONS FT	CEILING HEIGHT FT	BANQUET 66" OF 10*	RECEPTION*	THEATRE*	CLASSROOM*	BOOTHS 10 x 10*	BOOTHS 8 x 10*
26,975	2,506	118 x 227	30'	1,520	2,333	2,142	1,440	149	176

\*Information listed are maximum 'guest capacities' and may change based on staging, AV equipment, and F&B stations.

**plan to be impressed.**

Click [here](#) to view all floorplans