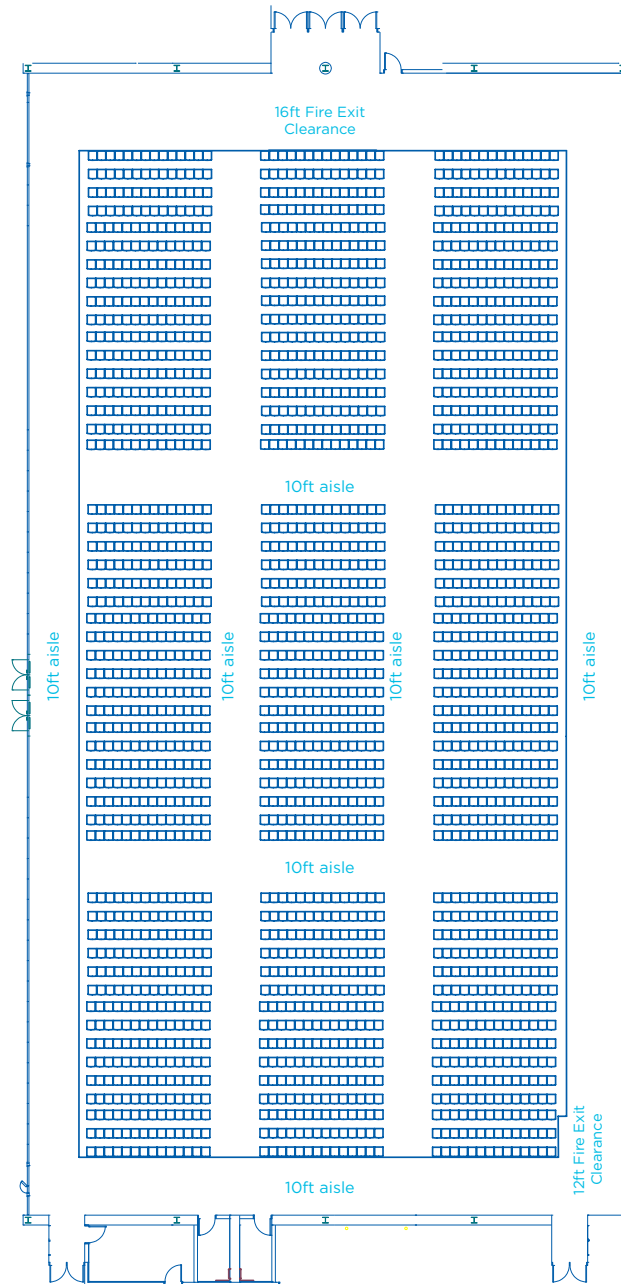


# EXHIBIT HALL B

Max Theatre Style - 2142 people



AREA FT <sup>2</sup>	AREA M <sup>2</sup>	DIMENSIONS FT	CEILING HEIGHT FT	BANQUET 66" OF 10*	RECEPTION*	THEATRE*	CLASSROOM*	BOOTHS 10 x 10*	BOOTHS 8 x 10*
27,050	2,513	118 x 226	30'	1,530	2,000	2,142	1,440	150	176


\*Information listed are maximum 'guest capacities' and may change based on staging, AV equipment, and F&B stations.

**plan to be impressed.**

Click [here](#) to view all floorplans

# EXHIBIT HALL B

Max Classroom Style - 1440 people



AREA FT <sup>2</sup>	AREA M <sup>2</sup>	DIMENSIONS FT	CEILING HEIGHT FT	BANQUET 66" OF 10*	RECEPTION*	THEATRE*	CLASSROOM*	BOOTHS 10 x 10*	BOOTHS 8 x 10*
27,050	2,513	118 x 226	30'	1,530	2,000	2,142	1,440	150	176

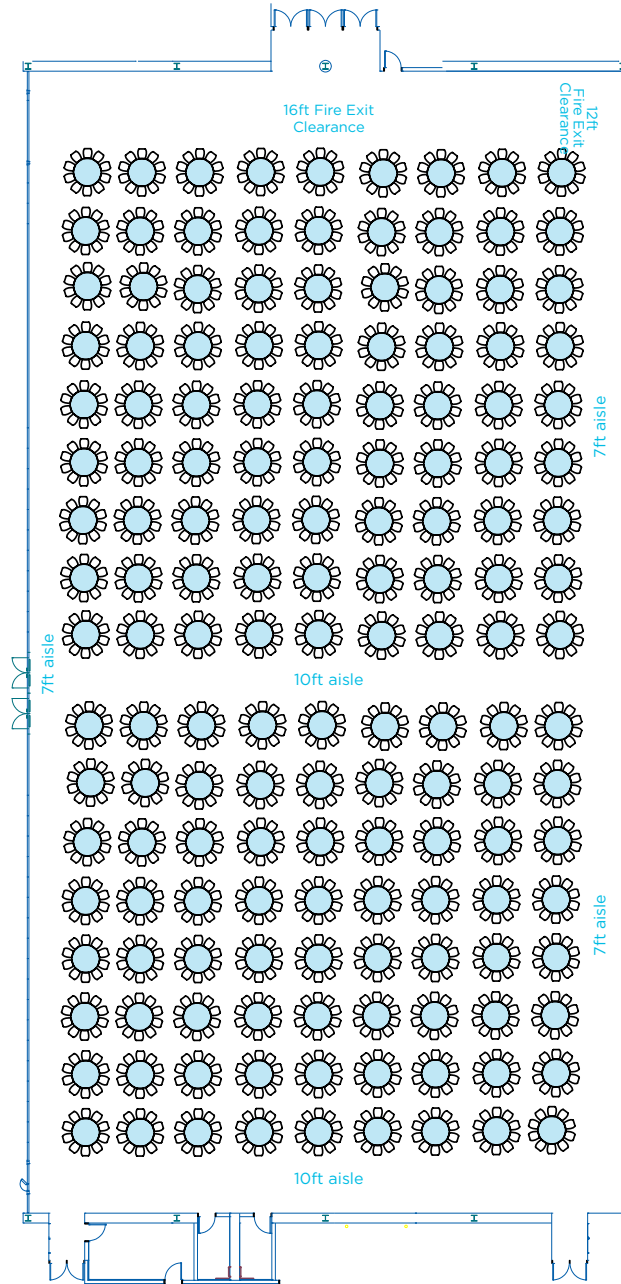
\*Information listed are maximum 'guest capacities' and may change based on staging, AV equipment, and F&B stations.

**plan to be impressed.**

Click [here](#) to view all floorplans

# EXHIBIT HALL B

Max 66" Rounds of 10 - 1530 people



AREA FT <sup>2</sup>	AREA M <sup>2</sup>	DIMENSIONS FT	CEILING HEIGHT FT	BANQUET 66" OF 10*	RECEPTION*	THEATRE*	CLASSROOM*	BOOTHS 10 x 10*	BOOTHS 8 x 10*
27,050	2,513	118 x 226	30'	1,530	2,000	2,142	1,440	150	176

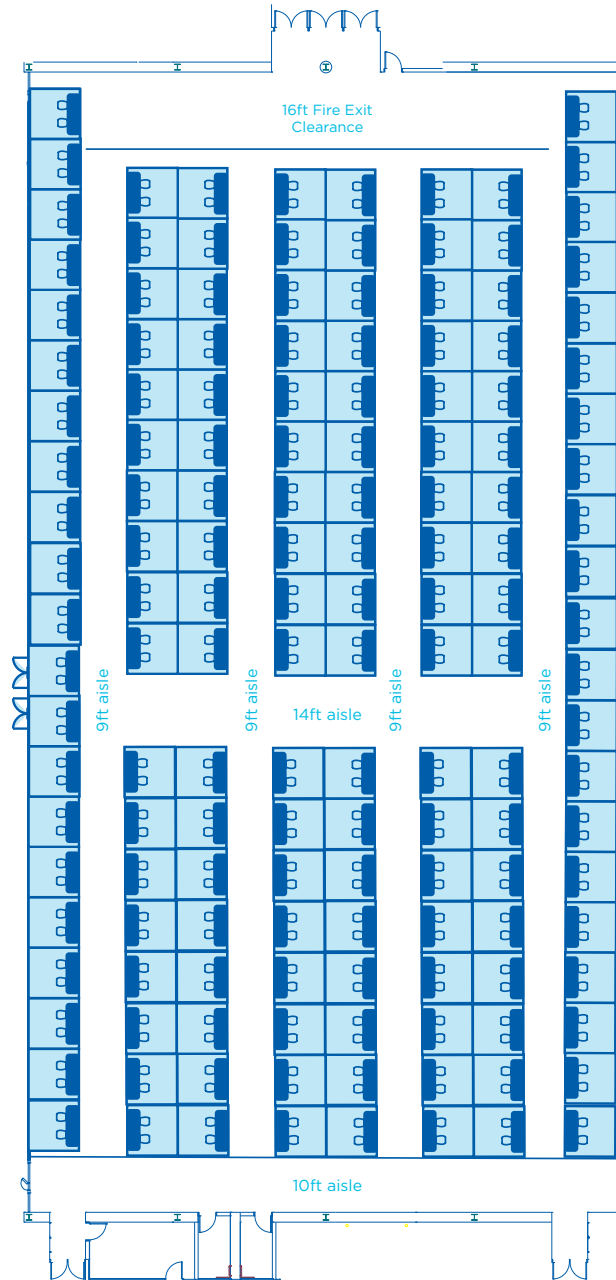
\*Information listed are maximum 'guest capacities' and may change based on staging, AV equipment, and F&B stations.

**plan to be impressed.**

Click [here](#) to view all floorplans

# EXHIBIT HALL B

Max 10x10 Booths - 150 booths



AREA FT <sup>2</sup>	AREA M <sup>2</sup>	DIMENSIONS FT	CEILING HEIGHT FT	BANQUET 66" OF 10*	RECEPTION*	THEATRE*	CLASSROOM*	BOOTHS 10 x 10*	BOOTHS 8 x 10*
27,050	2,513	118 x 226	30'	1,530	2,000	2,142	1,440	150	176


\*Information listed are maximum 'guest capacities' and may change based on staging, AV equipment, and F&B stations.

**plan to be impressed.**

Click [here](#) to view all floorplans

# EXHIBIT HALL B

Max 8x10 Booths - 176 booths



AREA FT <sup>2</sup>	AREA M <sup>2</sup>	DIMENSIONS FT	CEILING HEIGHT FT	BANQUET 66" OF 10*	RECEPTION*	THEATRE*	CLASSROOM*	BOOTHS 10 x 10*	BOOTHS 8 x 10*
27,050	2,513	118 x 226	30'	1,530	2,000	2,142	1,440	150	176

\*Information listed are maximum 'guest capacities' and may change based on staging, AV equipment, and F&B stations.

**plan to be impressed.**

Click [here](#) to view all floorplans