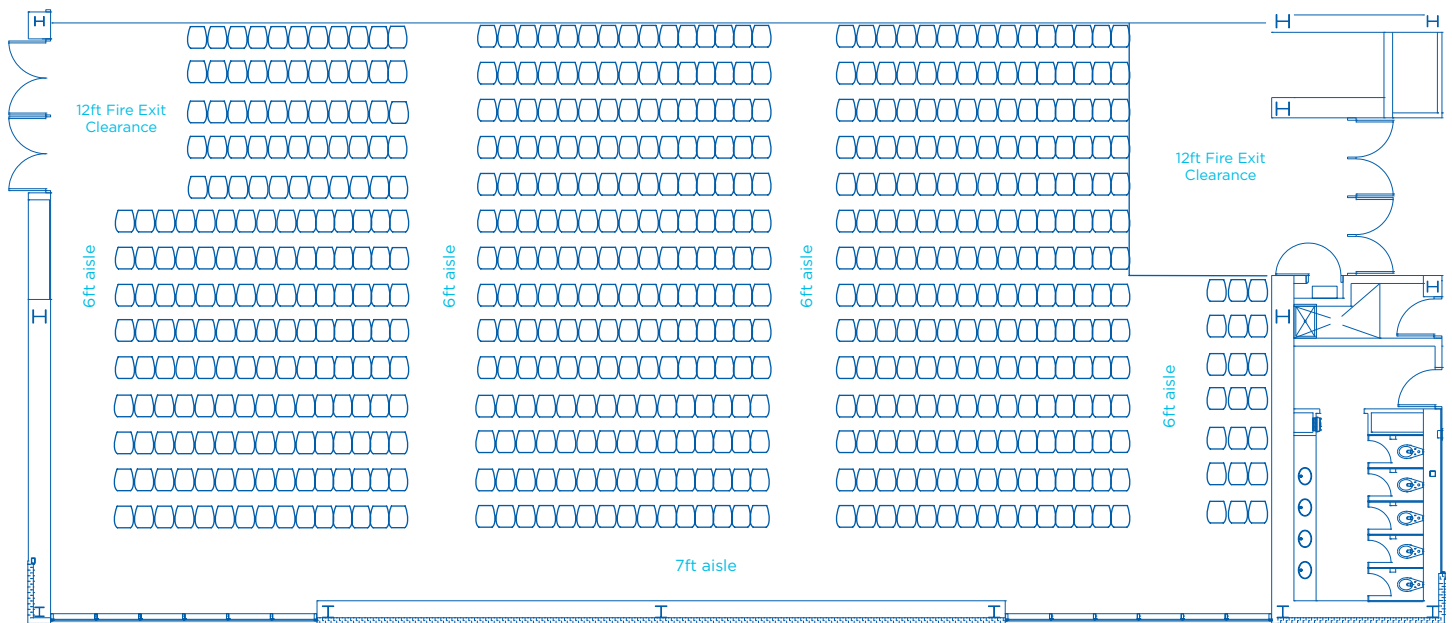


# BALLROOM D

Max Theatre Style – 631 people



AREA FT <sup>2</sup>	AREA M <sup>2</sup>	DIMENSIONS FT	CEILING HEIGHT FT	BANQUET 66" OF 10*	RECEPTION*	THEATRE*	CLASSROOM*	BOOTHS 10 x 10*	BOOTHS 8 x 10*
5,635	524	108 x 52	23'9"	310	700	631	355	34	33

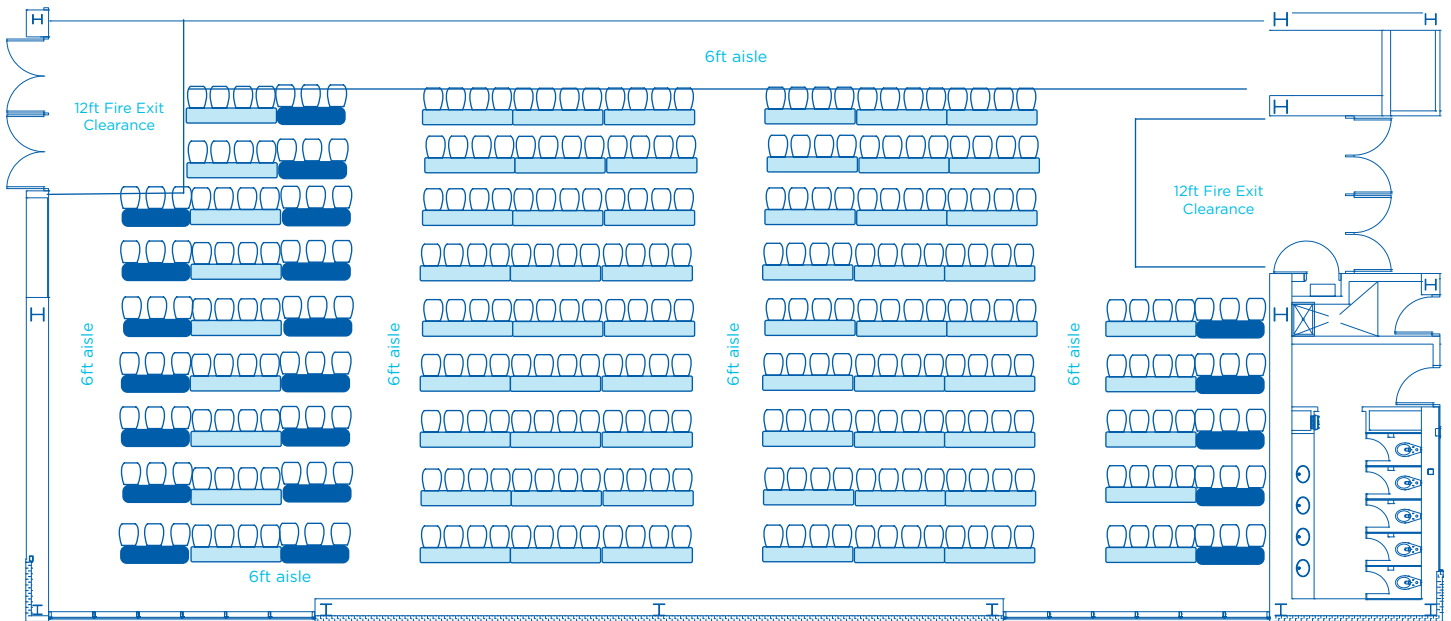
\*Information listed are maximum 'guest capacities' and may change based on staging, AV equipment, and F&B stations.

**plan to be impressed.**

Click [here](#) to view all floorplans

# BALLROOM D

Max Classroom Style – 335 people



AREA FT <sup>2</sup>	AREA M <sup>2</sup>	DIMENSIONS FT	CEILING HEIGHT FT	BANQUET 66" OF 10*	RECEPTION*	THEATRE*	CLASSROOM*	BOOTHS 10 x 10*	BOOTHS 8 x 10*
5,635	524	108 x 52	23'9"	310	700	631	355	34	33

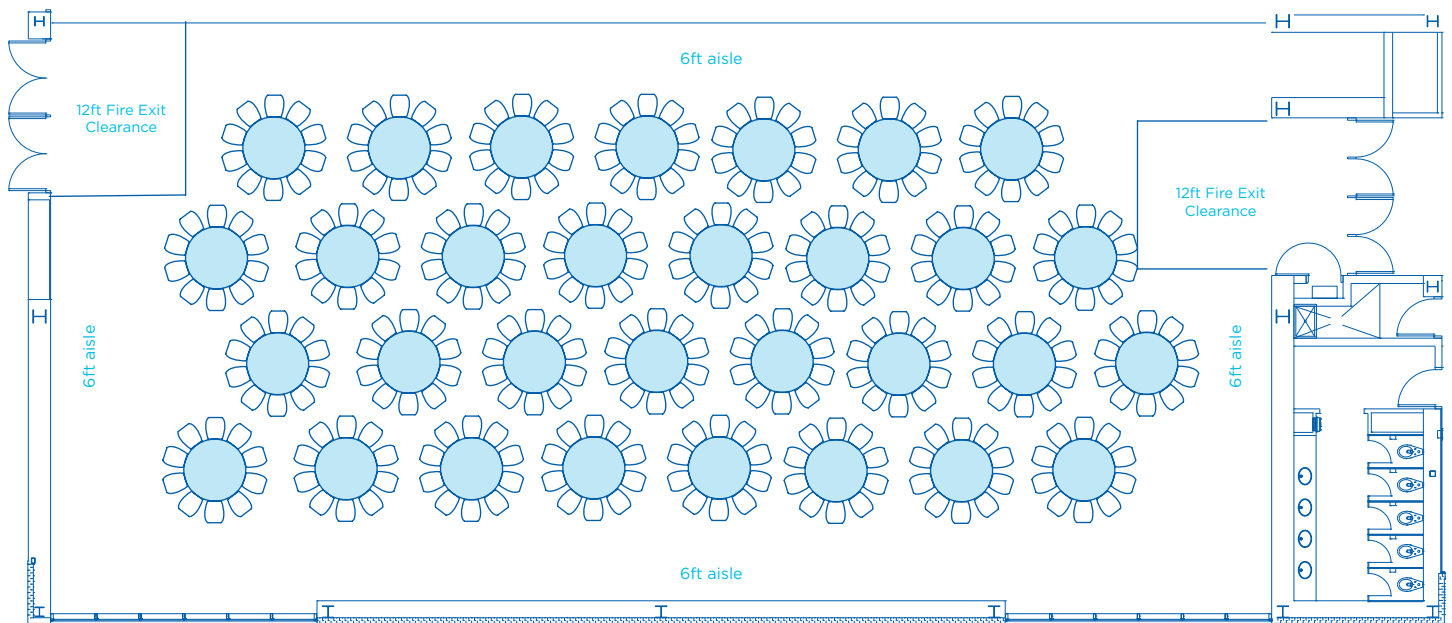
\*Information listed are maximum 'guest capacities' and may change based on staging, AV equipment, and F&B stations.

**plan to be impressed.**

Click [here](#) to view all floorplans

# BALLROOM D

Max 66" Rounds of 10 – 310 people



AREA FT <sup>2</sup>	AREA M <sup>2</sup>	DIMENSIONS FT	CEILING HEIGHT FT	BANQUET 66" OF 10*	RECEPTION*	THEATRE*	CLASSROOM*	BOOTHS 10 x 10*	BOOTHS 8 x 10*
5,635	524	108 x 52	23'9"	310	700	631	355	34	33

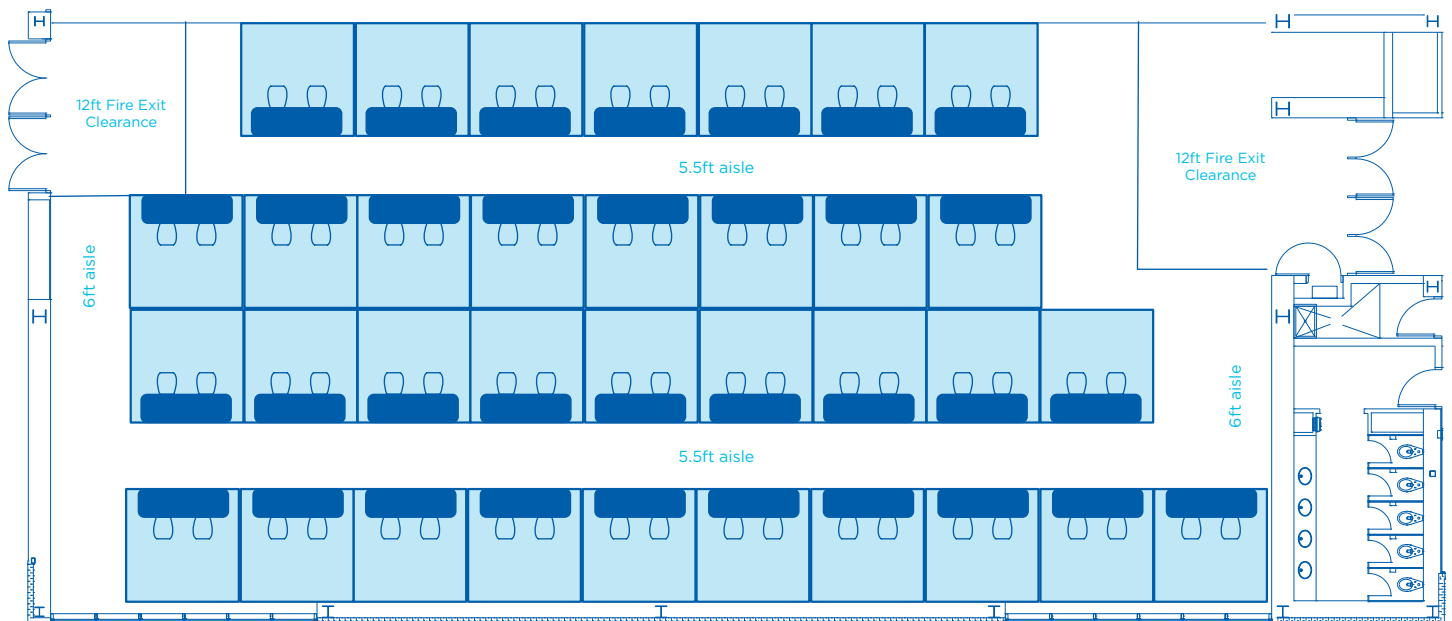
\*Information listed are maximum 'guest capacities' and may change based on staging, AV equipment, and F&B stations.

**plan to be impressed.**

Click [here](#) to view all floorplans

# BALLROOM D

Max 10x10 Booths - 34 booths



AREA FT <sup>2</sup>	AREA M <sup>2</sup>	DIMENSIONS FT	CEILING HEIGHT FT	BANQUET 66" OF 10*	RECEPTION*	THEATRE*	CLASSROOM*	BOOTHS 10 x 10*	BOOTHS 8 x 10*
5,635	524	108 x 52	23'9"	310	700	631	355	34	33

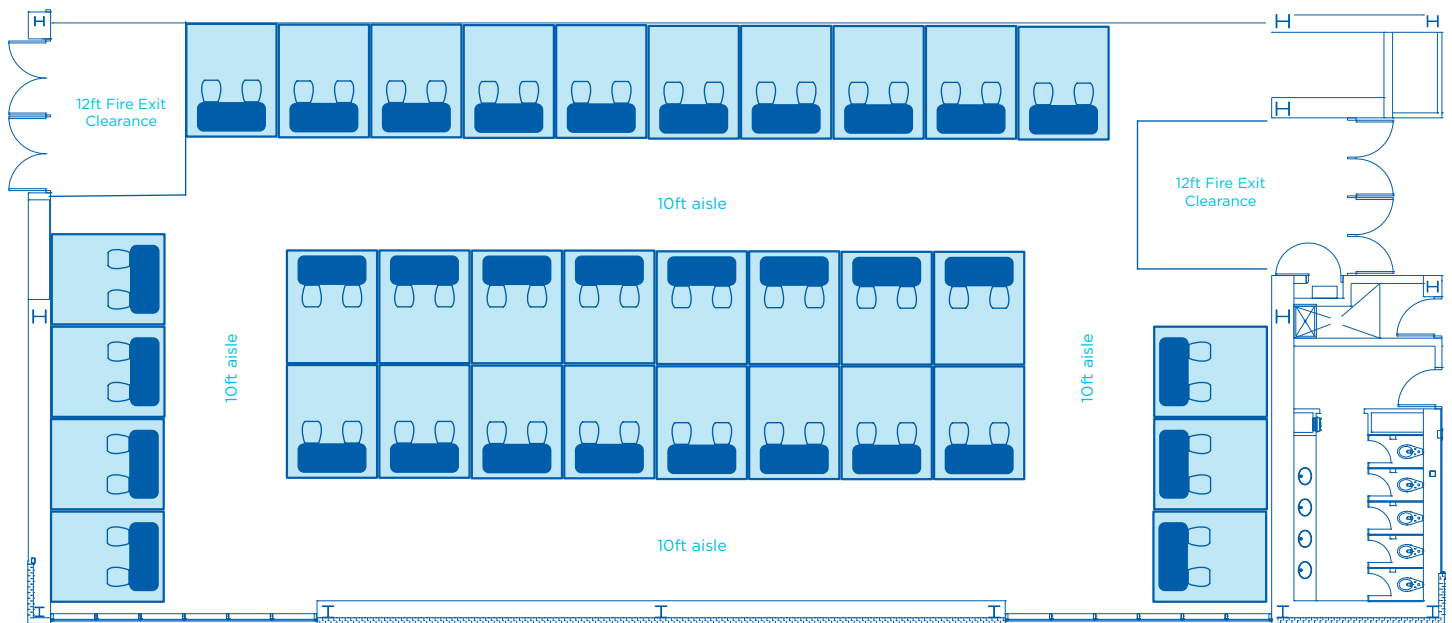
\*Information listed are maximum 'guest capacities' and may change based on staging, AV equipment, and F&B stations.

**plan to be impressed.**

Click [here](#) to view all floorplans

# BALLROOM D

Max 8x10 Booths - 33 booths



AREA FT <sup>2</sup>	AREA M <sup>2</sup>	DIMENSIONS FT	CEILING HEIGHT FT	BANQUET 66" OF 10*	RECEPTION*	THEATRE*	CLASSROOM*	BOOTHS 10 x 10*	BOOTHS 8 x 10*
5,740	533	108 x 52	23'9"	300	700	635	325	36	44

\*Information listed are maximum 'guest capacities' and may change based on staging, AV equipment, and F&B stations.

**plan to be impressed.**

Click [here](#) to view all floorplans